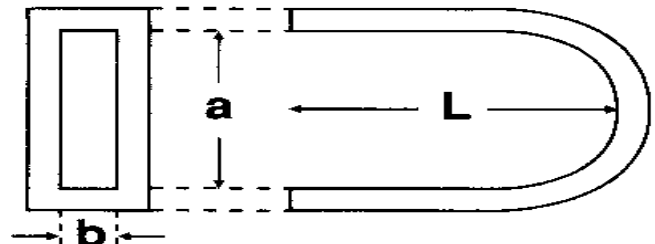
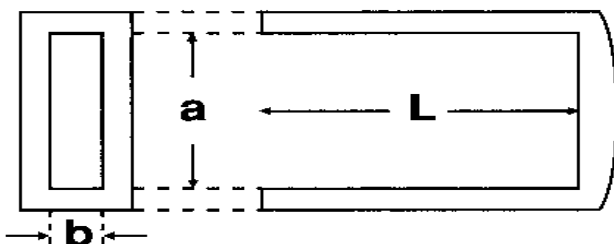


flach / halbrund

| A | B | L min | L max |
|------|------|-------|-------|
| 10,0 | 3,0 | 10,0 | 135,0 |
| 13,0 | 3,5 | 10,0 | 145,0 |
| 14,0 | 2,0 | 10,0 | 60,0 |
| 14,0 | 3,0 | 10,0 | 100,0 |
| 15,0 | 2,5 | 10,0 | 112,0 |
| 15,0 | 3,0 | 10,0 | 140,0 |
| 16,0 | 0,5 | 10,0 | 30,0 |
| 16,0 | 4,0 | 10,0 | 110,0 |
| 18,0 | 2,5 | 10,0 | 125,0 |
| 18,0 | 4,0 | 10,0 | 95,0 |
| 19,0 | 3,0 | 10,0 | 60,0 |
| 20,0 | 4,0 | 10,0 | 40,0 |
| 20,0 | 5,0 | 10,0 | 40,0 |
| 22,0 | 3,0 | 10,0 | 115,0 |
| 24,0 | 3,0 | 10,0 | 113,0 |
| 24,0 | 4,0 | 10,0 | 110,0 |
| 27,0 | 7,0 | 10,0 | 130,0 |
| 29,0 | 5,0 | 10,0 | 130,0 |
| 30,0 | 5,0 | 10,0 | 135,0 |
| 35,0 | 6,0 | 10,0 | 140,0 |
| 37,0 | 20,0 | 10,0 | 40,0 |
| 39,0 | 3,0 | 10,0 | 70,0 |
| 39,0 | 8,0 | 10,0 | 140,0 |
| 40,0 | 1,5 | 10,0 | 90,0 |
| 40,0 | 7,0 | 10,0 | 120,0 |

flach / rund

| A | B | L min | L max |
|------|------|-------|-------|
| 6,6 | 2,6 | 10,0 | 35,0 |
| 6,6 | 3,6 | 10,0 | 40,0 |
| 7,0 | 5,0 | 10,0 | 50,0 |
| 8,0 | 2,0 | 10,0 | 62,0 |
| 9,0 | 5,0 | 10,0 | 55,0 |
| 11,0 | 5,0 | 10,0 | 115,0 |
| 12,0 | 5,0 | 10,0 | 105,0 |
| 14,0 | 6,0 | 10,0 | 100,0 |
| 14,0 | 8,0 | 10,0 | 115,0 |
| 16,0 | 2,0 | 10,0 | 60,0 |
| 17,6 | 5,6 | 10,0 | 105,0 |
| 18,0 | 4,0 | 10,0 | 107,0 |
| 19,0 | 1,0 | 10,0 | 35,0 |
| 19,6 | 8,0 | 10,0 | 110,0 |
| 19,6 | 9,6 | 10,0 | 110,0 |
| 20,0 | 4,0 | 10,0 | 85,0 |
| 20,0 | 6,0 | 10,0 | 100,0 |
| 24,0 | 4,0 | 10,0 | 115,0 |
| 24,5 | 15,0 | 10,0 | 125,0 |
| 24,6 | 7,6 | 10,0 | 140,0 |
| 25,0 | 2,0 | 10,0 | 55,0 |
| 25,0 | 12,0 | 10,0 | 135,0 |
| 26,0 | 5,0 | 10,0 | 65,0 |
| 29,5 | 8,5 | 10,0 | 173,0 |
| 30,0 | 3,0 | 10,0 | 75,0 |
| 30,0 | 6,0 | 10,0 | 55,0 |
| 32,0 | 6,0 | 10,0 | 62,0 |
| 40,0 | 8,0 | 10,0 | 150,0 |



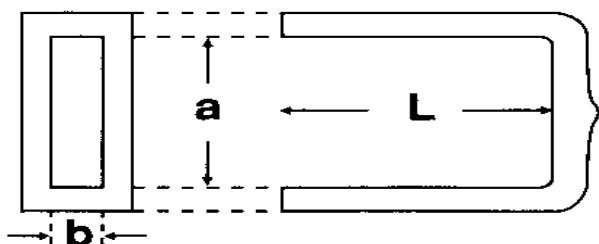
Lieferbare-Härten: ca. 70° und 85° Shore A

Standardfarben: gelb, blau, grau, weiß, rot, grün, schwarz. Andere Farben auf Anfrage.

Übliche Toleranzen: Innenlänge 1,5 - 2 mm - Wandstärke +/- 0,3 mm

flach / gerade

| A | B | L min | L max | A | B | L min | L max | A | B | L min | L max |
|------|------|-------|-------|------|------|-------|-------|-------|------|-------|-------|
| 7,0 | 1,5 | 10,0 | 20,0 | 25,0 | 2,0 | 10,0 | 120,0 | 40,0 | 5,0 | 10,0 | 130,0 |
| 8,5 | 8,5 | 10,0 | 30,0 | 25,0 | 3,0 | 10,0 | 112,0 | 40,0 | 8,0 | 10,0 | 70,0 |
| 10,0 | 2,0 | 10,0 | 33,0 | 25,0 | 4,0 | 10,0 | 140,0 | 40,0 | 10,0 | 10,0 | 75,0 |
| 10,0 | 10,0 | 10,0 | 135,0 | 25,0 | 8,0 | 10,0 | 120,0 | 40,0 | 25,0 | 10,0 | 87,0 |
| 11,0 | 3,0 | 10,0 | 85,0 | 25,0 | 8,0 | 10,0 | 240,0 | 40,0 | 40,0 | 10,0 | 50,0 |
| 12,0 | 1,0 | 10,0 | 27,0 | 25,0 | 25,0 | 10,0 | 62,0 | 42,0 | 33,0 | 10,0 | 37,0 |
| 13,0 | 1,3 | 10,0 | 75,0 | 25,5 | 5,0 | 10,0 | 155,0 | 44,0 | 3,0 | 10,0 | 35,0 |
| 14,0 | 1,0 | 10,0 | 28,0 | 25,5 | 10,0 | 10,0 | 160,0 | 45,0 | 12,0 | 10,0 | 180,0 |
| 14,0 | 1,5 | 10,0 | 38,0 | 26,0 | 26,0 | 10,0 | 65,0 | 45,0 | 30,0 | 10,0 | 87,0 |
| 14,0 | 3,0 | 10,0 | 50,0 | 27,0 | 4,0 | 10,0 | 127,0 | 46,0 | 16,0 | 10,0 | 125,0 |
| 14,0 | 4,0 | 10,0 | 125,0 | 27,0 | 7,0 | 10,0 | 170,0 | 50,0 | 8,0 | 10,0 | 165,0 |
| 14,5 | 4,0 | 10,0 | 100,0 | 28,0 | 23,0 | 10,0 | 62,0 | 50,0 | 10,0 | 10,0 | 75,0 |
| 15,0 | 2,0 | 10,0 | 110,0 | 30,0 | 2,0 | 10,0 | 30,0 | 50,0 | 15,0 | 10,0 | 40,0 |
| 15,0 | 4,5 | 10,0 | 50,0 | 30,0 | 3,0 | 10,0 | 120,0 | 50,0 | 30,0 | 10,0 | 85,0 |
| 15,0 | 5,0 | 10,0 | 147,0 | 30,0 | 4,0 | 10,0 | 122,0 | 51,0 | 24,0 | 10,0 | 60,0 |
| 15,0 | 6,0 | 10,0 | 80,0 | 30,0 | 5,0 | 10,0 | 140,0 | 52,0 | 5,0 | 10,0 | 105,0 |
| 15,0 | 15,0 | 10,0 | 60,0 | 30,0 | 5,0 | 10,0 | 100,0 | 55,0 | 30,0 | 10,0 | 60,0 |
| 17,0 | 8,0 | 10,0 | 120,0 | 30,0 | 15,0 | 10,0 | 140,0 | 59,0 | 30,0 | 10,0 | 50,0 |
| 17,0 | 11,0 | 10,0 | 105,0 | 30,0 | 20,0 | 10,0 | 70,0 | 59,0 | 39,0 | 10,0 | 55,0 |
| 18,0 | 18,0 | 10,0 | 32,0 | 30,0 | 24,0 | 10,0 | 90,0 | 60,0 | 10,0 | 10,0 | 73,0 |
| 18,0 | 3,0 | 10,0 | 115,0 | 30,0 | 30,0 | 10,0 | 60,0 | 60,0 | 27,0 | 10,0 | 73,0 |
| 19,0 | 3,0 | 10,0 | 115,0 | 34,0 | 8,0 | 10,0 | 125,0 | 60,0 | 60,0 | 10,0 | 160,0 |
| 19,0 | 6,0 | 10,0 | 155,0 | 34,0 | 10,0 | 10,0 | 135,0 | 69,0 | 3,0 | 10,0 | 100,0 |
| 19,0 | 8,0 | 10,0 | 170,0 | 34,0 | 24,0 | 10,0 | 90,0 | 70,0 | 20,0 | 10,0 | 43,0 |
| 20,0 | 2,0 | 10,0 | 107,0 | 35,0 | 5,0 | 10,0 | 160,0 | 70,0 | 30,0 | 10,0 | 50,0 |
| 20,0 | 4,0 | 10,0 | 100,0 | 35,0 | 31,0 | 10,0 | 60,0 | 74,0 | 2,0 | 10,0 | 45,0 |
| 20,0 | 5,0 | 10,0 | 125,0 | 35,0 | 34,0 | 10,0 | 75,0 | 80,0 | 40,0 | 10,0 | 60,0 |
| 20,0 | 10,0 | 10,0 | 97,0 | 35,0 | 35,0 | 10,0 | 55,0 | 85,0 | 5,0 | 10,0 | 52,0 |
| 20,0 | 20,0 | 10,0 | 90,0 | 36,0 | 2,5 | 10,0 | 45,0 | 98,0 | 5,0 | 10,0 | 45,0 |
| 22,0 | 5,0 | 10,0 | 115,0 | 37,0 | 4,0 | 10,0 | 62,0 | 100,0 | 50,0 | 10,0 | 60,0 |
| 24,0 | 3,0 | 10,0 | 110,0 | 39,0 | 1,0 | 10,0 | 45,0 | 100,0 | 20,0 | 10,0 | 53,0 |
| 24,0 | 4,0 | 10,0 | 120,0 | 39,0 | 1,0 | 10,0 | 45,0 | 100,0 | 80,0 | 10,0 | 55,0 |
| 24,0 | 24,0 | 10,0 | 55,0 | 39,0 | 4,0 | 10,0 | 125,0 | 150,0 | 35,0 | 10,0 | 47,0 |
| 24,5 | 1,5 | 10,0 | 45,0 | 39,0 | 8,0 | 10,0 | 150,0 | 150,0 | 65,0 | 10,0 | 100,0 |



Lieferbare-Härten: ca. 70° und 85° Shore A

Standardfarben: gelb, blau, grau, weiß, rot, grün, schwarz. Andere Farben auf Anfrage.

Übliche Toleranzen: Innenlänge 1,5 - 2 mm - Wandstärke +/- 0,3 mm